

# RV PRODUCT DATA SHEET

**OEM:** 5900-0201 (Smart Sensor 5.7)  
**AFTERMARKET:** 5900-0211 (Smart Sensor 5.7)

## APPLICATION

Multi-fixture potable water installations. Other uses may include 12V DC pressurized water systems in cabins. This pump may be used for general fresh water transfer.

## PUMP:

Type: 5 Chamber Diaphragm  
Ports: Quick Connect Fittings  
Liquid: 130 °F [54 °C] Max  
Dry-Prime: 6 feet [1.82 M]  
Inlet PSI: 30 PSI [2.1 Bar] Max  
Run Dry: Yes

## ELECTRICAL:

Motor: 12VDC Permanent Magnet, Intermittent Duty  
Protection: Thermal Overload, Automatic Restart  
Leads: 14 AWG, 16" [40 cm] Red +, 13" [33 cm] Black -  
Fuse: 15 Amp Recommended  
Control: Microprocessor PWM Pressure Switch  
Shut-Off: Voltage Variant, Factory Set at 65 PSI [4.4 Bar] @ 12V DC  $\pm$  5 PSI [0.4 Bar]

## MATERIALS:

Housing: Nylon  
Valves: EPDM  
Diaphragm: Santoprene  
Hardware: Stainless Steel

## APPROVALS:

IAPMO, c-UL, CE

## WARRANTY:

3 Year Limited Warranty.  
Contact SHURflo for details

## SHIPPING:

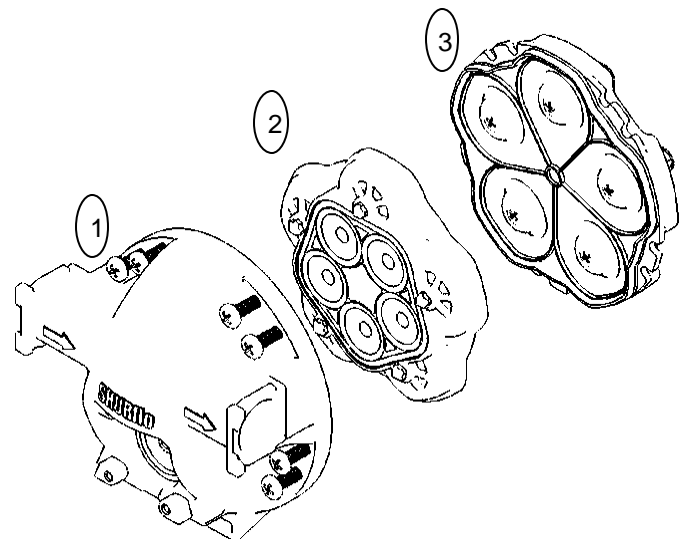
Net Weight (boxed): 8.5 Lbs [3.9 Kg] each  
Carton Quantity: 6  
Carton Weight: 51 Lb [24 Kg]  
Approx. Carton Size: 25"L x 19"W x 8"H  
[63cm x 49.1cm x 21cm]

## RELATED DOCUMENTS:

Catalog: MS-030-138  
Installation Manual: 911-594  
Applications Spec Guide: MS-020-005



The Extreme Series line of pumps represent the ultimate in pump performance. Designed with a circuit board and microprocessor, these pumps use cutting edge technology to maximize flow and pressure while quietly delivering "Just Like Home" flow. The Smart Sensor 5.7 is specifically designed to provide larger RV's with "Just Like Home" flow and pressure to drastically improve the performance of Showers, Toilets, Sinks, Washing Machines, Dishwashers and Whole-House Filtration units.

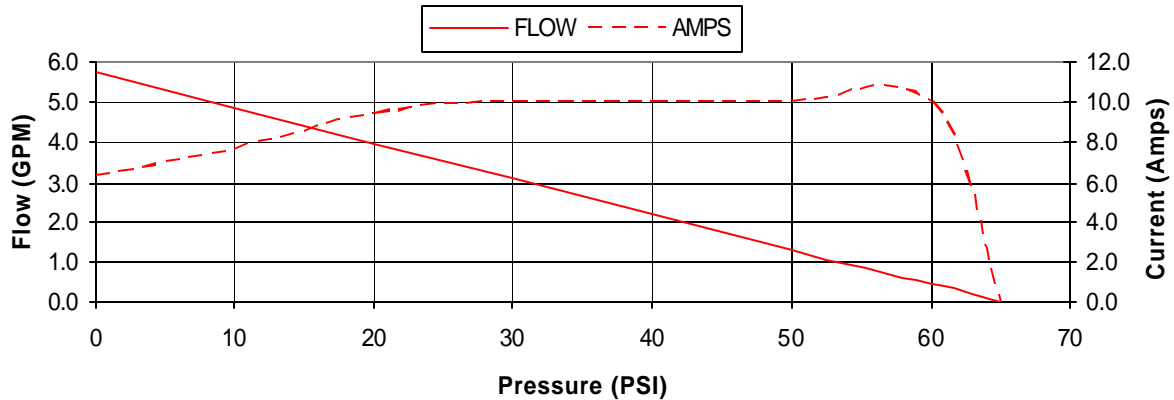


### Repair Kits

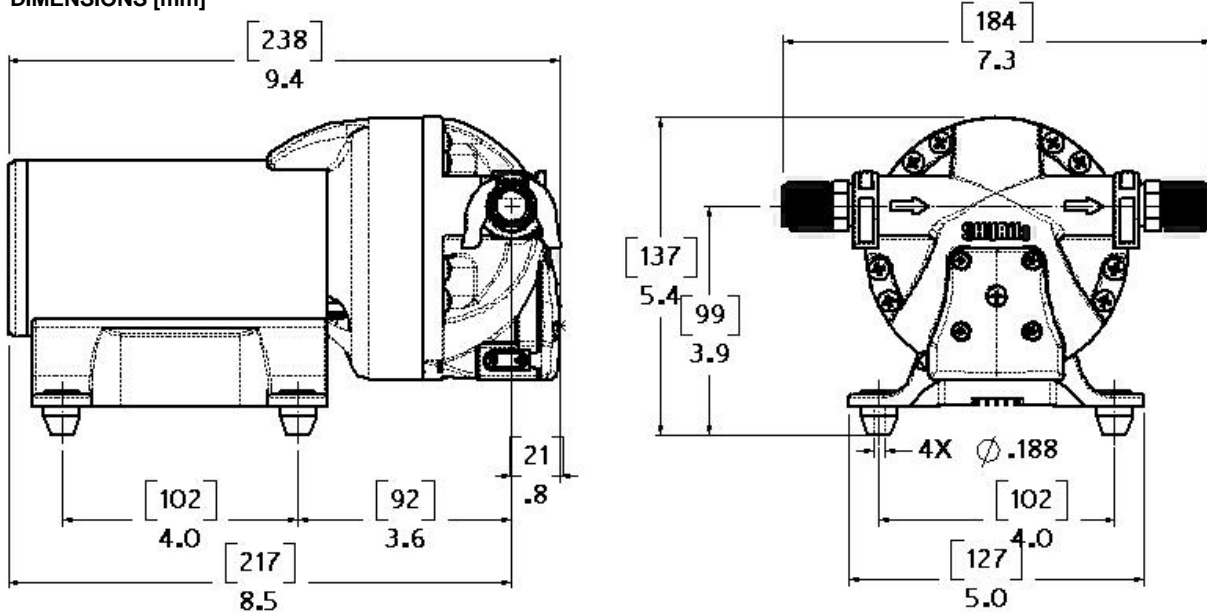
Number	Description	Part Number
1	Upper Housing	94-670-02
2	Valve Assembly	94-030-01
3	Drive Assembly	94-030-02

### TYPICAL PERFORMANCE

PRESSURE		FLOW		CURRENT
BAR	PSI	GPM	LPM	AMPS
0.0	0	5.7	21.5	6.3
0.7	10	4.8	15.9	7.6
1.4	20	3.9	14.3	9.4
2.1	30	3.1	12.4	10
2.8	40	2.2	9.0	10
3.4	50	1.3	6.4	10
4.1	60	.44	4.9	10



### DIMENSIONS [mm]



Visit our Web Site at <http://www.shurflo.com>  
 Shurflo reserves the right to update specifications,  
 change prices, or make substitutions without notice.

**SHURflo**  
 5900 Katella Avenue  
 Cypress, CA 90630  
 Phone (562) 795-5200  
 Toll Free (800) 854-3218  
 Fax (562) 795-7564

**SHURflo East**  
 52748 Park Six Court  
 Elkhart, IN 46514-5427  
 Phone (562) 795-5200  
 Toll Free (800) 854-3218  
 Fax (574) 264-2169

**SHURflo Europe, Middle East, Africa**  
**Pentair Water Belgium bvba**  
 Industriepark Wolfstee, Toekomstlann 30  
 B-2200 Herentals, Belgium  
 Phone +32-14-283500  
 Fax +32-14-283505



**Pentair Water**

**FLOW TECHNOLOGIES GROUP**

5900 Katella Ave, Cypress, CA 90630  
 Phone (800) 854-3218 • (562) 795-5200 • Fax (562) 795-7564  
[www.shurflo.com](http://www.shurflo.com)