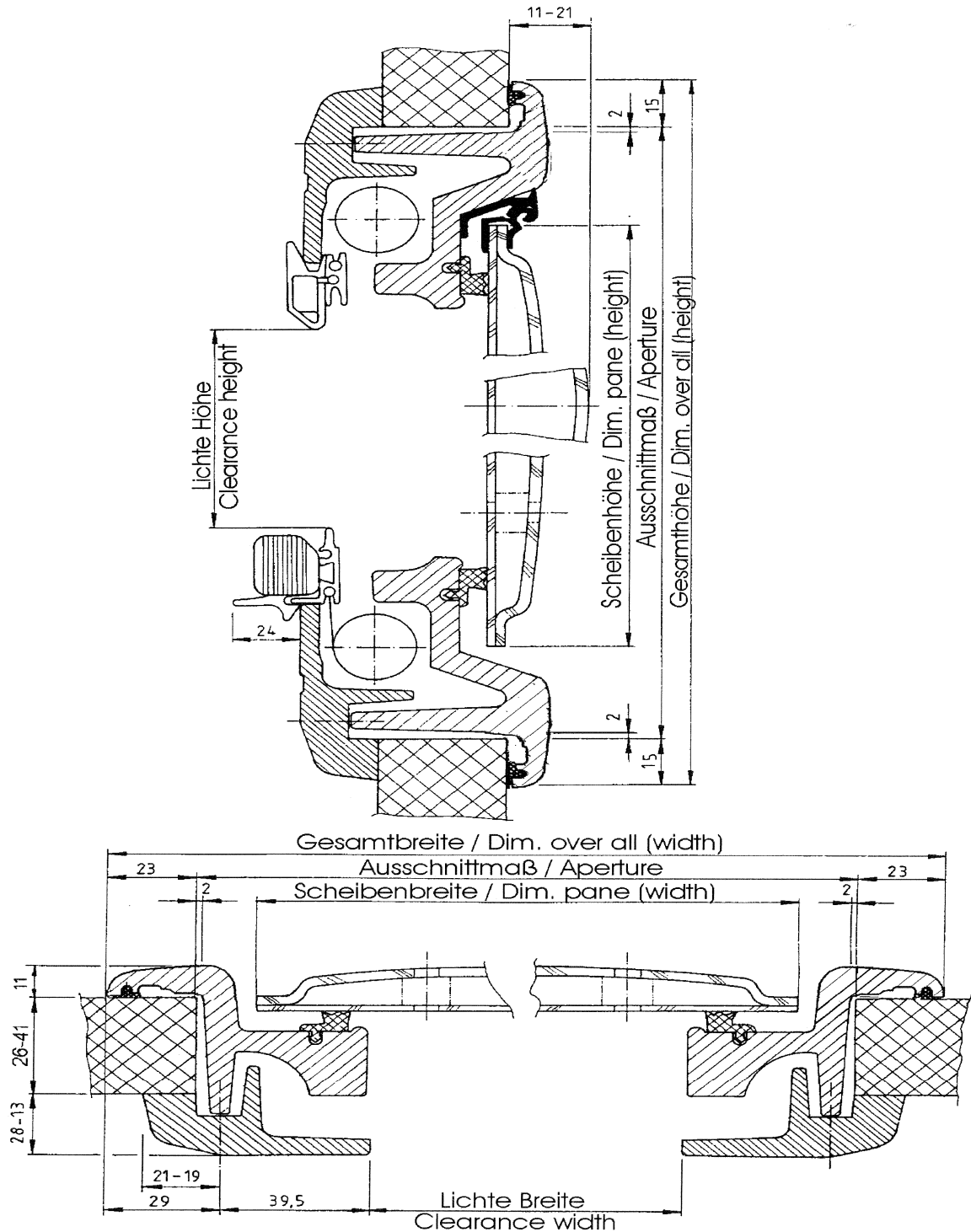


SEITZ S4 WINDOWS

Technical Drawings S4-Window



COMPLETE WINDOWS

**TO ORDER A COMPLETE WINDOW IS THE STYLE OF S4
YOU WILL NEED THE FOLLOWING INFORMATION**

1	VERSION	TOP HUNG OR SLIDING
2	APERTURE DIMENSIONS	*SEE LIST BELOW
3	THICKNESS OF WALL (IN mm)	
4	COLOURS	EXTERIOR FRAME
		INTERIOR FRAME

*WINDOW SIZES				
350 X 500	650 X 300	800 X 480	1050 X 480	1300 X 550
500 X 300	700 X 300	900 X 400	1100 X 450	1300 X 600
500 X 350	700 X 400	900 X 450	1100 X 550	1450 X 550
500 X 450	700 X 450	900 X 500	1100 X 700	1450 X 600
500 X 600	700 X 550	900 X 550	1100 X 900	1450 X 700
550 X 550	700 X 600	900 X 600	1200 X 300	1600 X 550
550 X 580	750 X 400	1000 X 450	1200 X 350	1600 X 600
550 X 600	750 X 450	1000 X 500	1200 X 500	1750 X 700
600 X 350	750 X 600	1000 X 550	1200 X 600	
600 X 500	800 X 350	1000 X 600	1200 X 700	
600 X 600	800 X 450	1000 X 800	1200 X 800	

**WHEN ORDERING WINDOWS ALL OF THE ABOVE INFORMATION MUST BE SUPPLIED
WE WILL NEED THIS TO COMPLETE YOUR REQUEST**

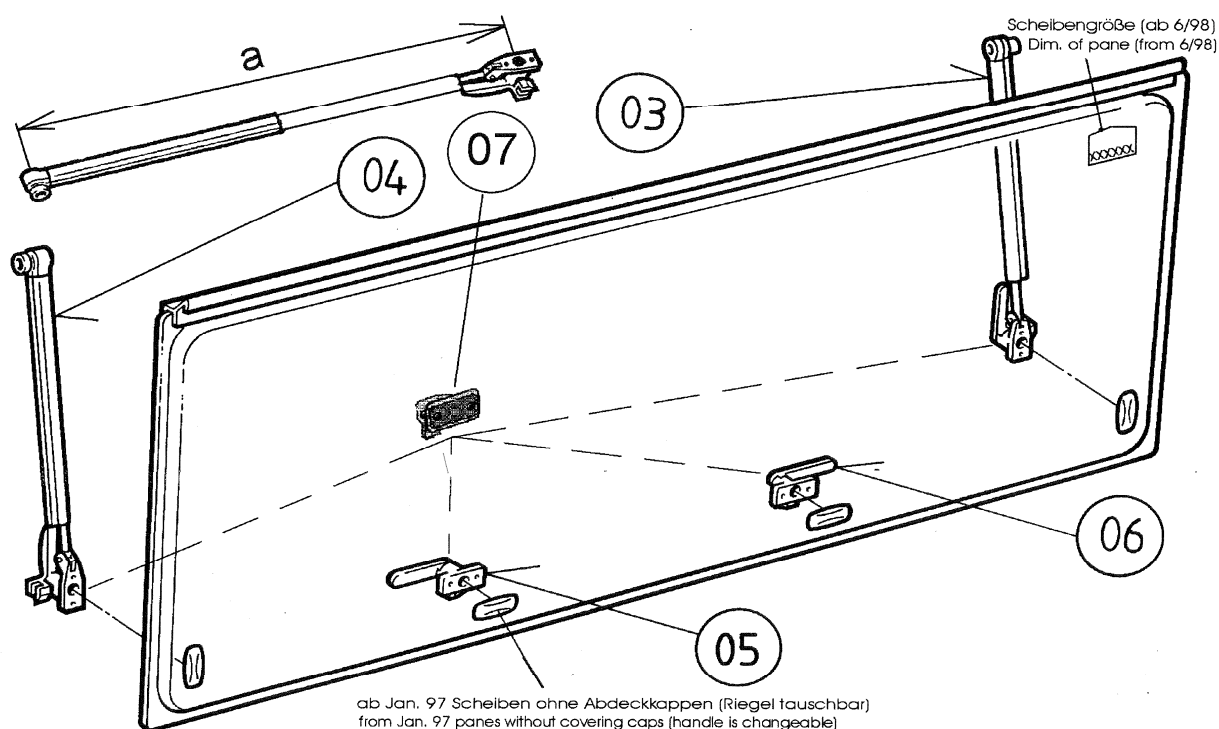
WHEN REPLACING AN EXISTING WINDOW

**USE THE INFORMATION FROM THE EXISTING GLAZING PANEL
ALL SEITZ WINDOWS CARRY A SMALL IDENTIFICATION TAG ON THE GLAZING PANEL
THIS SHOULD CONTAIN THE MEASUREMENTS OF THE WINDOW AND THE STYLE
FOR EXAMPLE AGS41000X0600 AN S4 WINDOW MEASURING 1000mm BY 600mm**

PLEASE BE AWARE THAT GLAZING PANELS ARE MADE TO ORDER AND NON RETURNABLE

DESCRIPTION	PART No.
FULL WINDOW TOP HUNG	AAW4(****X****)
FULL WINDOW SLIDING	SAW(****X****)

GLAZING PANELS



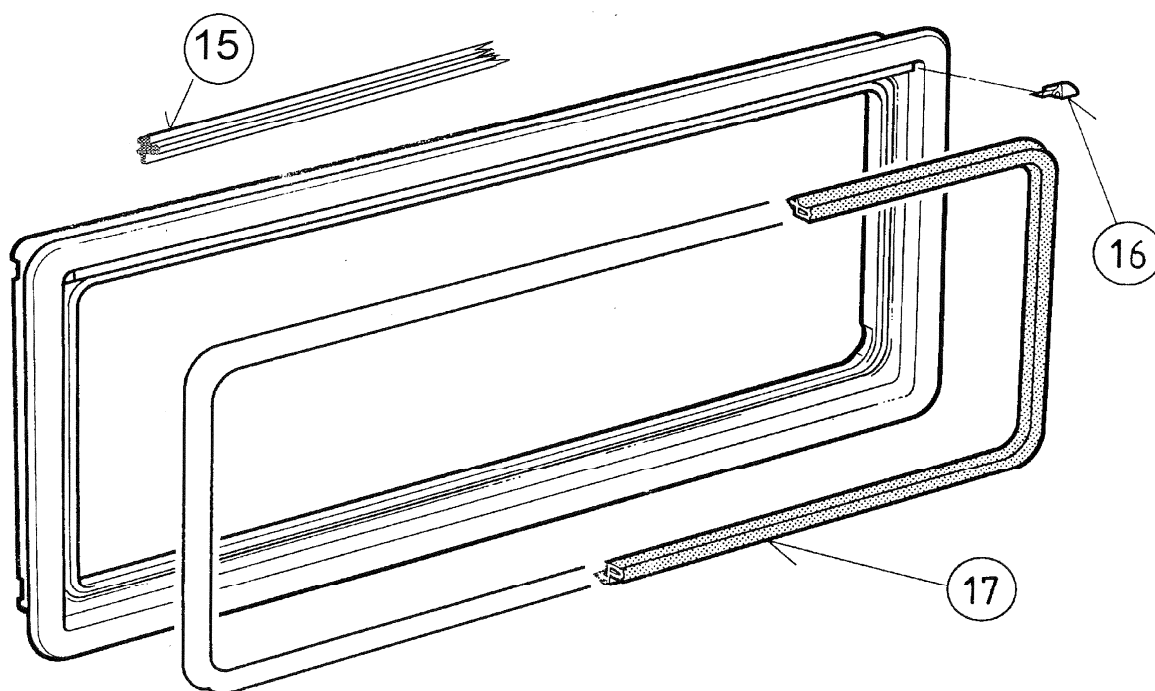
**ALL SEITZ WINDOWS CARRY A SMALL IDENTIFIATION TAG ON THE GLAZING PANEL
THIS SHOULD CONTAIN THE MEASUREMENTS OF THE WINDOW AND THE STYLE
FOR EXAMPLE AGS41000X0600 AN S4 WINDOW MEASURING 1000mm BY 600mm
YOU WILL NEED THIS TO COMPLETE PART NUMBERS CPNTAINING (****X****)**

PLEASE BE AWARE THAT GLAZING PANELS ARE MADE TO ORDER AND NON RETURNABLE

	DESCRIPTION	PART No.	UNIT
#	GLAZING PANEL GREY TINT	AGS4(****X****)	1
#	GLAZING PANEL OPAQUE	AGO4(****X****)	1
03/04	STAYS WITH HANDLE BROWN	VAM(a)	1 PAIR
03/04	STAYS WITH HANDLE GREY	BG1077(a)	1 PAIR
05	HANDLE BROWN RIGHT	BG1036	1
05	HANDLE BROWN LEFT	BG1037	1
05	HANDLE GREY RIGHT	BG1078R	1
05	HANDLE GREY LEFT	BG1078L	1

a = THE SECOND MEASUREMENT OF THE WINDOW

EXTERIOR FRAME



**ALL SEITZ WINDOWS CARRY A SMALL IDENTIFICTION TAG ON THE GLAZING PANEL
THIS SHOULD CONTAIN THE MEASUREMENTS OF THE WINDOW AND THE STYLE
FOR EXAMPLE AGS41000X0600 AN S4 WINDOW MEASURING 1000mm BY 600mm
YOU WILL NEED THIS TO COMPLETE PART NUMBERS CPNTAINING (****X****)**

PLEASE BE AWARE THAT EXTERIOR FRAMES ARE MADE TO ORDER AND NON RETURNABLE

	DESCRIPTION	PART No.	UNIT
	OUTER FRAME ONLY TOP HUNG	ARE0401(****X****)	1
15	SEAL BETWEEN WALL/FRAME	BG1079	5Meters
16	END CAPS	BG70Z	1 PAIR
17	SEAL BETWEEN FRAME/GLAZING PANEL	54OE06	5Meters

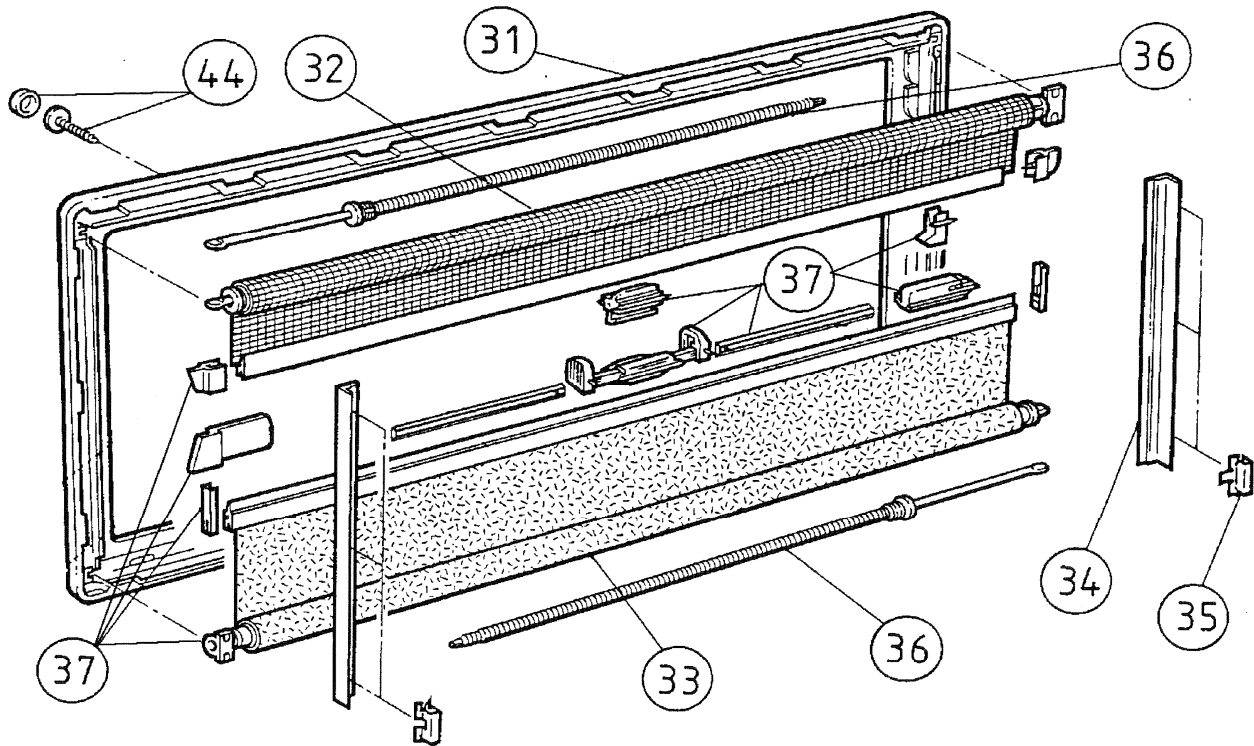
SLIDING WINDOWS S4

**GLAZING PANELS AND SPARES FOR EXTERIOR FRAMES ON SLIDING WINDOWS
ARE ONLY AVAILABLE AS A COMPLETE OUTER FRAME**

SPARES FOR THE INNER FRAMES AND OTHER PARTS ARE THE SAME AS TOP HUNG

DESCRIPTION	PART No.	UNIT
EXTERIOR FRAME COMPLETE SLIDING	ARE0402(****X****)	1

INTERIOR FRAME



**ALL SEITZ WINDOWS CARRY A SMALL IDENTIFIATION TAG ON THE GLAZING PANEL
THIS SHOULD CONTAIN THE MEASUREMENTS OF THE WINDOW AND THE STYLE
FOR EXAMPLE AGS4100X0600 AN S4 WINDOW MEASURING 1000mm BY 600mm
YOU WILL NEED THIS TO COMPLETE PART NUMBERS CPNTAINING (****X****)**

PLEASE BE AWARE THAT INTERIOR FRAMES ARE MADE TO ORDER AND NON RETURNABLE

	DESCRIPTION	PART No.	UNIT
31	INTERIOR FRAME ONLY	IRE03(****X****)	1
32	FLYSCREEN COMPLETE WHITE	FR32(****X****)	1
33	BLIND COMPLETE	VR33(****X****)	1
34	GUIDE TRACKS BLACK	PP48(****X****)Z	1 SET
35	CLAMP	M005560	1 SET
36	SPRING MOTOR	FM1/20	1
37	REPAIR SET*	BG1089	1
44	FITTING SET	BG1088	1 SET

*

BLIND GUIDE PLATE, FLYSCREEN GUIDE PLATE, BLIND LOCK,
FIXED PART OF BLIND LOCK, CENTRAL LOCK CATCH,
CENTRAL LOCK, LOCK PROFILE, LOCK STOPPER ROLLER BLIND
RETAINING CLIP